

DIGITAL PERFORMANCE

Uploading performance videos to the portal

To make the uploading of large videos to the portal easier, there's some free software you can use to help you compress large videos.

If you're recording with a phone or tablet, transfer the video to your computer.

Download 'Miro Video Converter' for either Mac or PC here

For Mac:

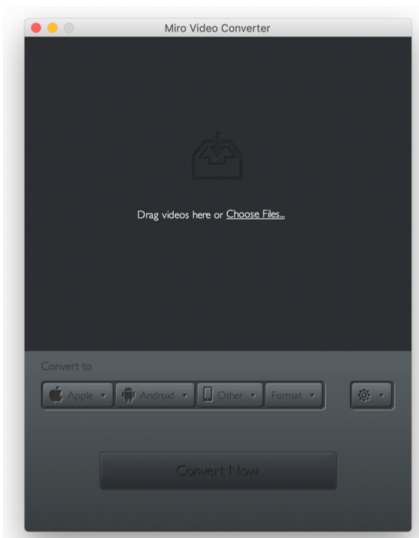
www.mirovideoconverter.com/download_osx.html

For PC:

www.mirovideoconverter.com/download_win.html

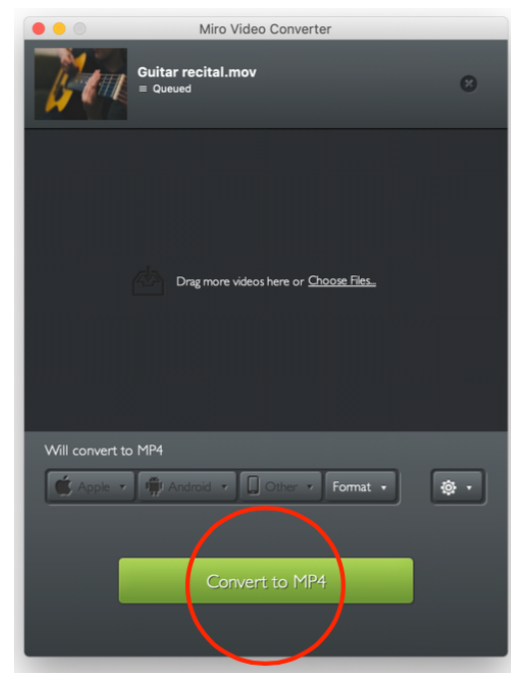
1. Open the video converter.

Drag or choose the video you want to convert.

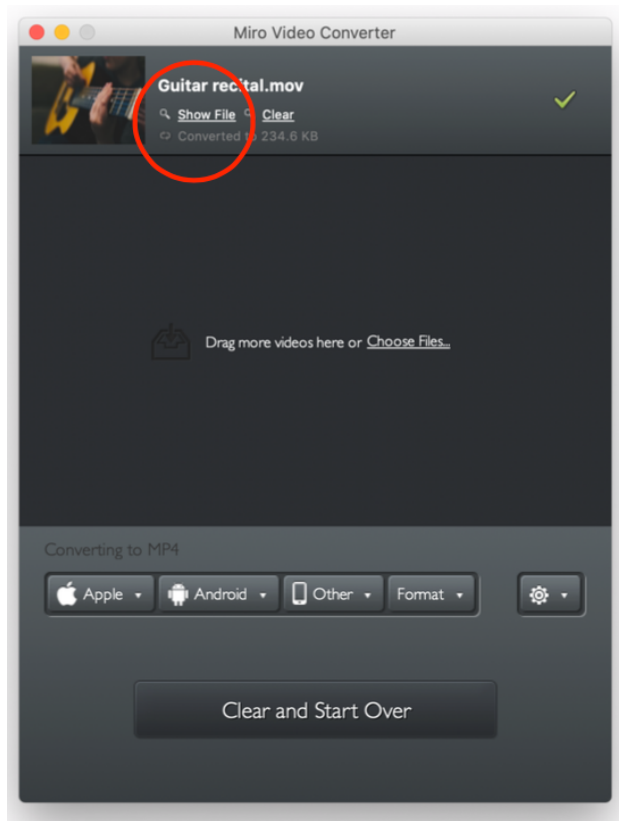


2. Once you've imported the video, select :

- Format
- Video
- MP4



3. Click on Convert to MP4



4. Click on 'Show file', and you will be taken to your compressed video file, all ready to be uploaded!

